



Inter-agency Meeting on Preparation for the 2017 SDG Reports
1-2 March 2017

Agenda item 8

Improving the quality and availability of data for SDG reporting

Development Account PILOT Project on Strengthening Capacity for SDG Monitoring

Matthias Reister,
Chief, Development Data Dissemination Section
Statistics Division, Statistical Services Branch
United Nations Department of Economic and Social Affairs

Introduction of the project

Organization and activities

6 TARGET COUNTRIES:

- Cambodia, Vietnam and Philippines in Asia
- Ethiopia, Rwanda and Uganda in Africa;

ACTIVITIES

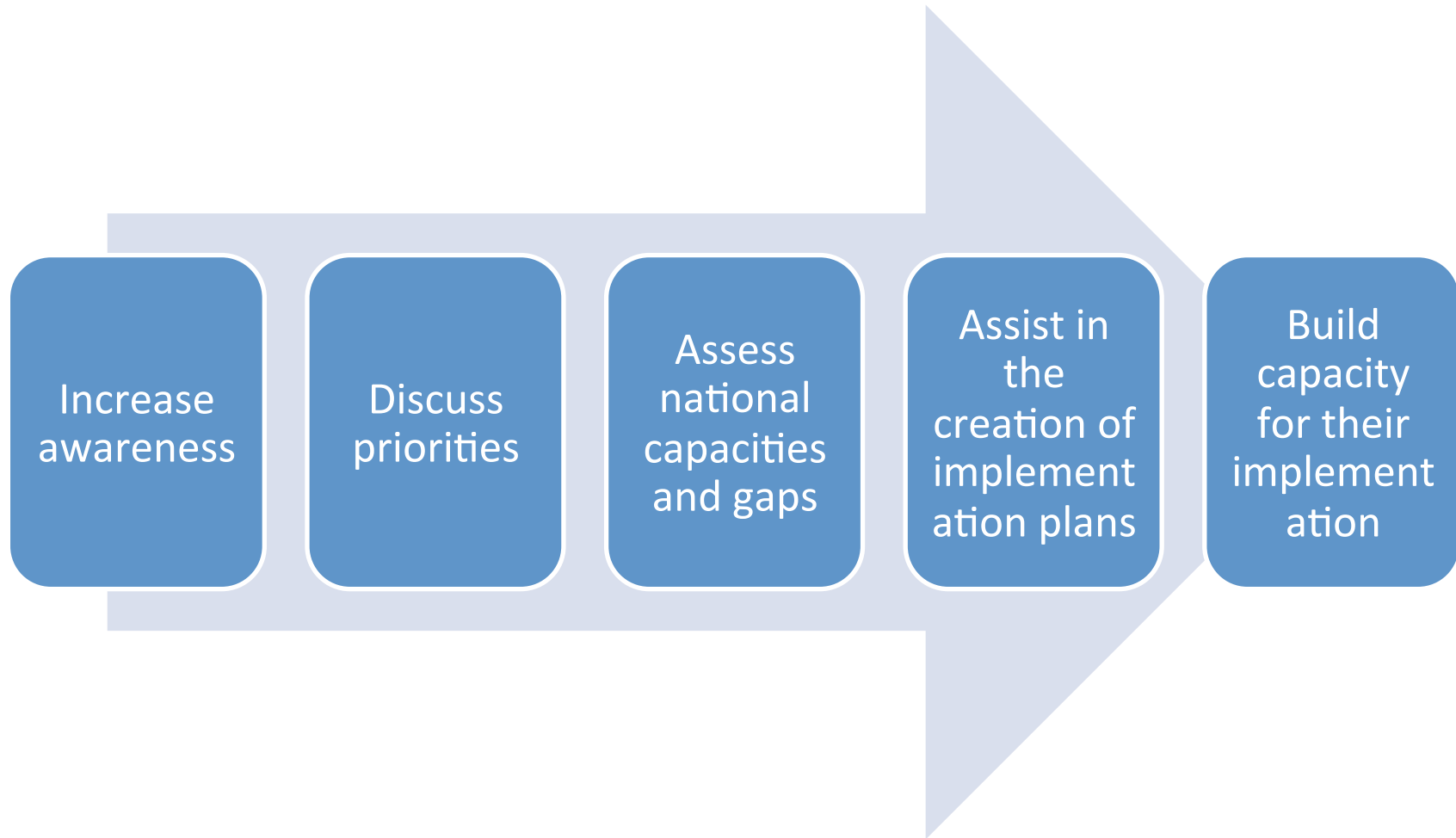
- Desk studies examining current statistical capacity
- 2 Target-Country Workshops;
- 3 Country missions by consultant
- Regional follow-up workshops

TIMEFRAME

- 2015-2017

Introduction of the project

Objectives and Approach



Possible steps for the establishment of a national monitoring and reporting system that includes the SDGs

1. Integration of SDGs into National Development Plan
2. Development of a monitoring and evaluation framework
3. Update/ Development of a national indicator framework
4. Gap assessment for indicators and data
5. Identification of priorities for statistics (existing and new) in consultation with stakeholders
6. Development of a work plan for statistics, that incorporates an implementation plan for the SDG new requirements, using existing planning instruments and procedures
7. Update of the NSDS with new requirements

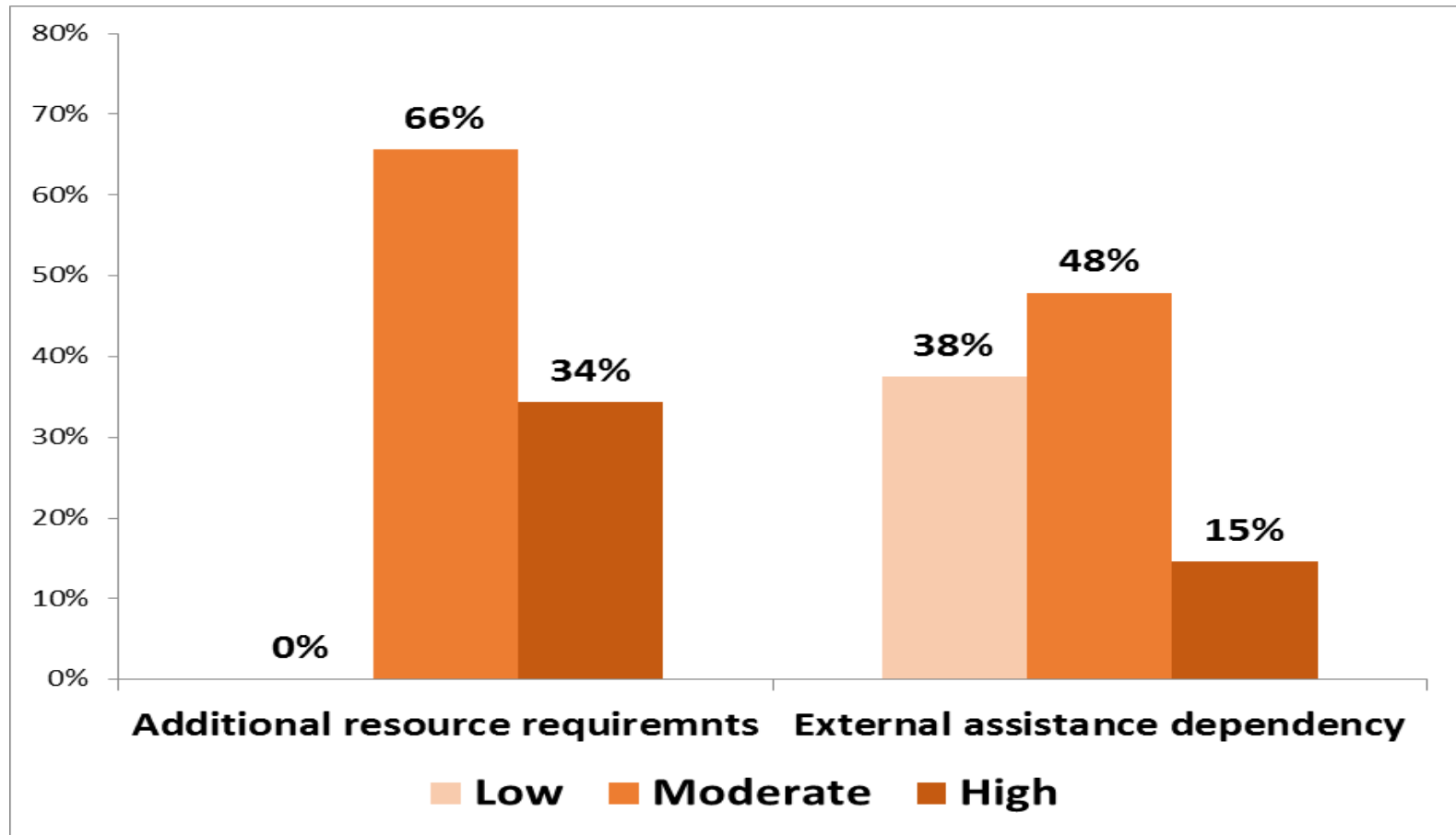
Preliminary Results of UNSD gap assessment (example)

LN	Groups of the SDG indicators	Number of indicators	% of applicable indicators
(1)	(2)	(3)	(4)
1	All unique SDG indicators	230	
2	Not applicable	27	
3	Applicable	203	100%
4	Currently available	37	18%
5	Easily feasible	41	20%
6	Feasible with a strong effort	95	47%
7	Not feasible even with a strong effort	30	15%
8	Current statistical capacity (<i>Currently available plus easily feasible indicators</i>)	78	38%
9	<i>Total of the current and potential statistical capacity in the short/medium term (Currently available, easily feasible and feasible with a strong effort indicators)</i>	173	85%

New York, 1-2 March 2017


Preliminary Results of UNSD gap assessment (example)

Chart 1: Percentages of the indicators feasible with a strong effort by various levels of the required additional resources and dependency on external assistance



Some conclusions

1. Countries are well advanced in adopting the SDGs and are currently defining / establishing their national indicator frameworks
2. Countries require guidance on indicators and support for their compilation
3. Efforts should be coordinated



2015
TIME FOR
GLOBAL ACTION
FOR PEOPLE AND PLANET



**SUSTAINABLE
DEVELOPMENT GOALS**

THANK YOU